

310 x 84 x 15cm

Ultra stable
& Fast

WATTSUP

WHAT'S TO SEE UP THERE

INNOVATION 2023

LINE^{10'2"}

ADVANCED TECHNOLOGY



NEW SYSTEM

CLIP & ROLL

STEP 1

Fold it



STEP 2

Clip it



STEP 3

Roll it



MAX LOAD
115 kg




DIMENSIONS
310 x 84 x 15 cm



CAPACITY
1 person


- High speed
- High stability
- 2 removable fins
- Optimum comfort
- Delivered ready to sail



**DROP-STITCH
TECHNOLOGY**



ACCESSORIES INCLUDED





LINED 10'2"

AN UNFORGETTABLE GLIDING EXPERIENCE


With its **Touring shape** and perfect dimensions, the Lined suits as much the beginner's initiation as the expert's performance.

The width of the Lined affords a very good stability and puts you at ease for an outing either on a lake or by the coast.


Its **thick EVA** ensures a good grip, with footwear or barefoot.

The **vertical elastic strap + bottle holder** allow you to bring along your water bottle attached to the buckle on each strap.


The Lined is equipped with a neoprene carrying handle at the center of the board.



Ultra-comfort carrying handle in neoprene



Drop-Stitch Technology:
30% lighter | 30% stiffer
Easy folding



Vertical elastic strap
+ bottle holder

30%

+ LIGHTER
+ STURDIER
+ SMALLER

than a conventional stand up paddle

The WATTSUP : accessories included



Carrying bag



Pump



Coiled leash



Ultra compact paddle